

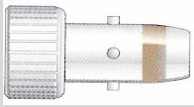






BON SECOURS HOSPITAL PATHOLOGY DEPARTMENT

**GUIDE TO THE USE OF BLOOD TUBES FOR ROUTINE
LABORATORY TESTS (S-MONOVETTE GUIDE)**

Colour Code	Investigation	Order of Draw
BLOOD CULTURE BOTTLES	ALWAYS FIRST	1
	Coagulation MUST BE FILLED TO THE LINE	2
	ESR	3
	Most clinical chemistry, all immunology, serology, antibiotic levels TIME ON SAMPLE	4
	<u>Troponin, TPO</u> TIME ON SAMPLE	5
	<u>LARGE RED (4.5ml KE)</u> Blood Transfusion MUST BE SIGNED	6
	<u>SMALL RED (2.7ml)</u> Full Blood Count, HbA1C Some other Haematology	7
	Glucose, Alcohol	8